



14 October – Alison Board – Mixed Media

Alison uses a video camera as an overhead projector and a large flat-screen TV which makes it a lot easier for the audience to see what is being painted.

She had pre-drawn a Zebra's head in pencil but had never painted this subject before and would be talking out loud with visual thoughts; really making it up as she went along.



There will be a lot of 'Deadly Sins' tonight, the 8th one being that she had traced the picture from a print copied from an internet website called 'Pixabay' which is a 'copyright free' website of pictures.



Tracing is not cheating if you own up to it; it's a shortcut. The picture was traced using a sheet of 'Tracedown' (available from the SAA via Linda Coulson) which is like typewriter carbon paper but is covered on the dark side with Graphite and thus paint-overable (?) unlike carbon paper which is wax based. She then drew over the picture with a ball-point pen.

The 9th deadly sin is that she will be using 'Black' (arrrrggghhh); three different kinds; Watercolour, Inks (Quink) and pens.



She starts with a background of Cobalt Blue and will paint the picture as a 'vignette', i.e. a soft background with no detail.

She uses a size 14 round imitation sable brush, the imitation sable has the same qualities a real sable. i.e. it holds a lot of paint, but they are a fraction of the price and don't leave any small furry animals without any tail-hair.

To create a vignette a water spray is used to spray on lots of water, she then sloshes on the Cobalt Blue, and rolls around a tissue to create a cloud-like effect on the edges.




There are three different types of watercolour black:-

Lamp Black Ivory Black Lunar or Mars Black

And they have slightly different properties:-

Blueish Brownish Granulating

Then there is Jane's Grey and Payne's Grey and Jane's is a bit bluer than Payne's. Alison says not to stick to the rules of the Paint Police and not use Black as there is black in nature.



This picture shows the different properties of the paints. The Brusho was put on with a wooden coffee stirrer then sprayed with water.



This picture of trees has yellow and red Brusho applied to it and then sprayed with water

After the break Alison started on the Zebra using a mixture of Lamp Black, Quink Ink and Jane's Grey, 'pick & mix', dipping into them as she feels.

She likes to get colour on every part of the picture quickly and not concentrating on specific bits one at a time.

It being 'Mixed Media' means she can be a lot freer with her paintings and if she makes a mistake it can be gone over again including 'White' marker pens.



She wanted to paint the Zebra's eye so resorted to her mobile phone for the detail as it can be enlarged on the fly.



She then finished off with some Jane's Grey in the ears and also on the nose.



Alison with her TV set-up and the picture which was not supposed to be a finished article but just for the demonstration.

Alison can be found on the internet at :- www.alisoncboard-fineart.co.uk and on Facebook and Twitter.

She also has a new book coming out in Spring 2020 about the above subject

Jon Wright

October 2019

